



# Asset Panda Azure Active Directory Integration



Manually entering employee data is a time zapper that delays your onboarding efforts. Give your new Asset Panda users easy access to their assignments and workflows, reduce permission friction, and get tracking faster with Asset Panda's Azure Active Directory integration.




## Swift Data Migration

Sync Azure employees to Asset Panda as users or into an Employees group



## Streamline User Permissions

Assign users to Asset Panda user templates based on your AD groups



## Simplify Data Management

Easily map standard Azure fields to Asset Panda fields to preserve data integrity



## Requirements

- Asset Panda Subscription
- Microsoft Azure Active Directory deployed
- Administrative access to both Asset Panda and Azure AD

**Questions?** Visit your Asset Panda Support Portal for step-by-step tutorials or email [support@assetpanda.com](mailto:support@assetpanda.com).